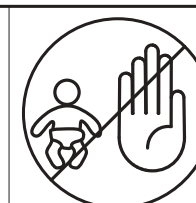
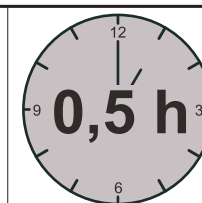

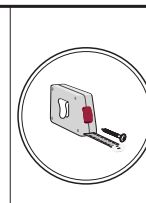
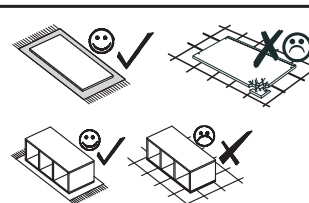

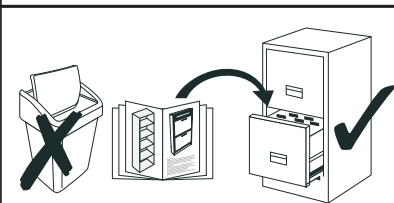
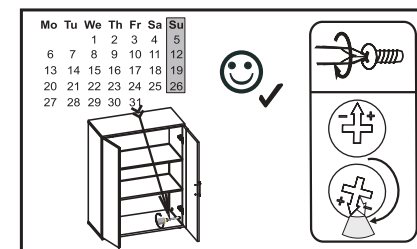

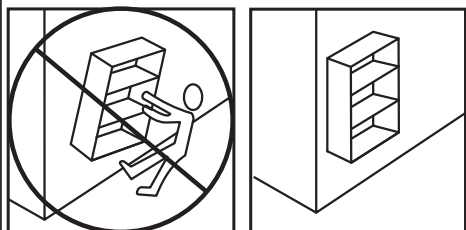
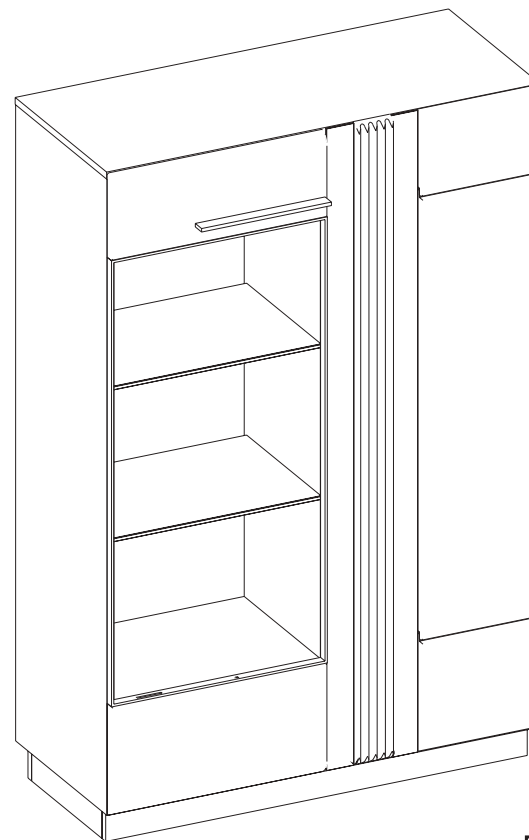




- (GB) Assembly instructions
- (DE) Montageanleitung
- (FR) Notice de montage
- (NL) Handleiding voor de montage
- (IT) Istruzioni di montaggio
- (HU) Szerelési útmutató
- (ES) Instrucciones de montaje
- (PL) Instrukcja montażu
- (CZ) Montážní návod
- (SK) Návod na montáž
- (HR) Montaže
- (TR) Montaj talimat
- (RO) Instrucțiuni de montaj
- (RU) Чі́ннё́дэч' дзі ё́йі́р'цо́



Service • Assistenza • Dienstverlening • Serwis Servis • Szerviz • Servizio • Usluga • Níðáçhír' Nēóçár

Name • Nom • Nome • Naam • Nazwa
Jméno • Názov • Név • Denumire
Nombre • Ime • Isim • Irfçaríçl

PORTI

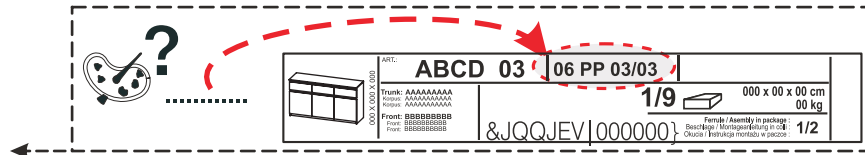
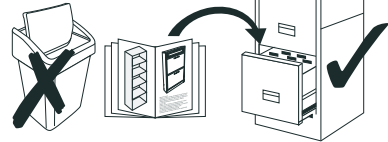
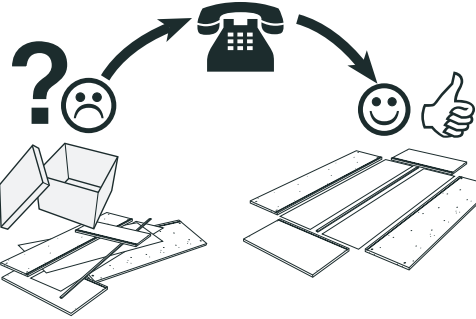
shop • geschäft • boutique • sklep • winkel • ěřarçíçl
negozio • bolt • tienda • obchod • duçan • maðaza • magazin

Nr. • No. • N° • Ířéłđ • Ć • Sz • Ne

SICZ30..

Typ • Type • Tip • Típus • Tipo • Nčđ

15



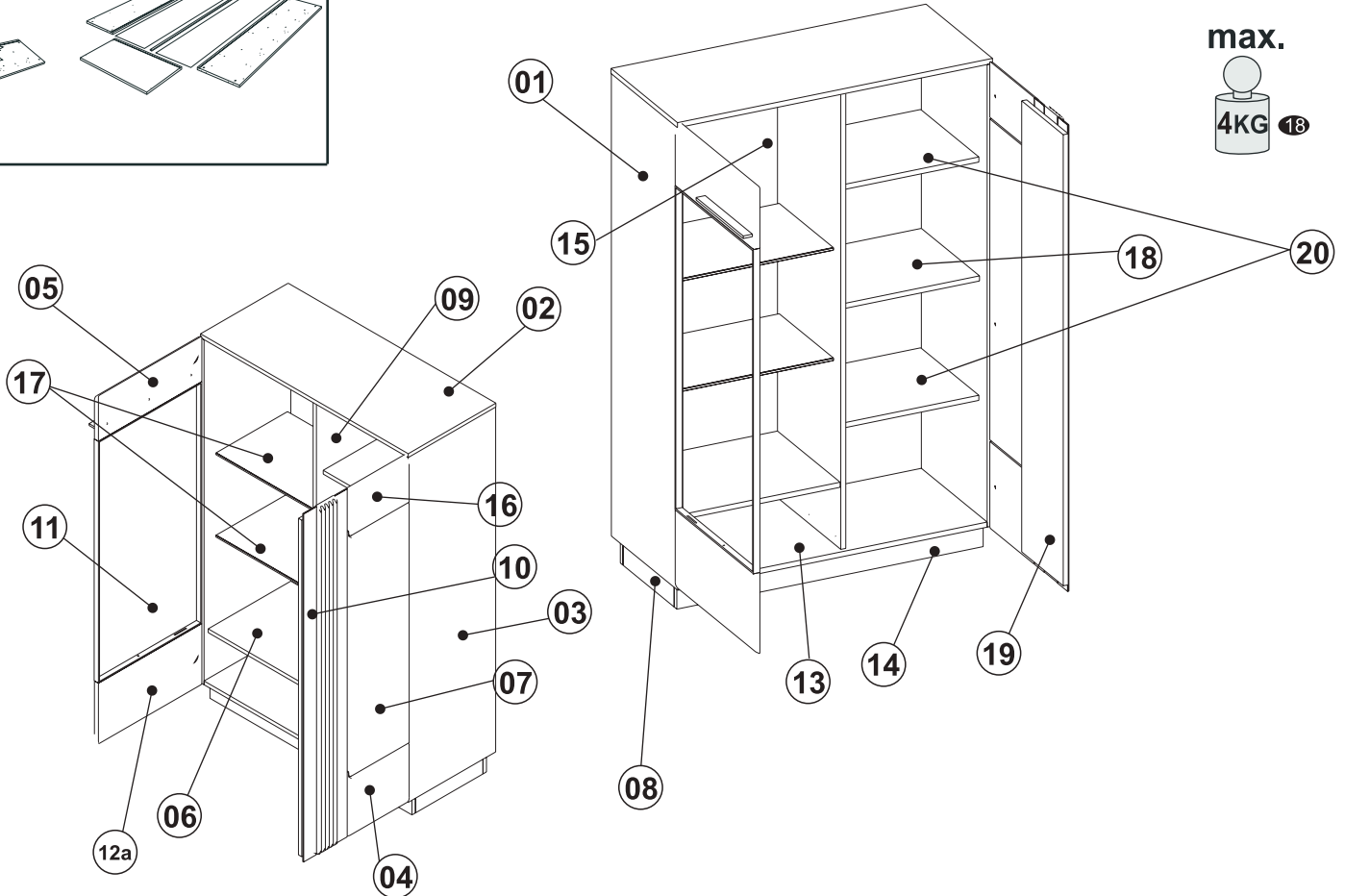
max.



max.




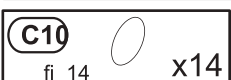
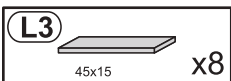
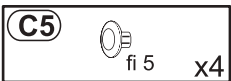
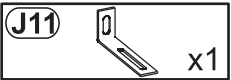
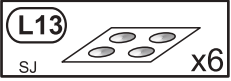
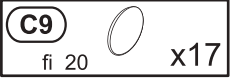
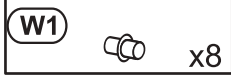
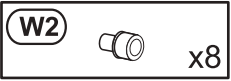
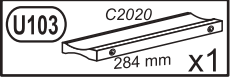
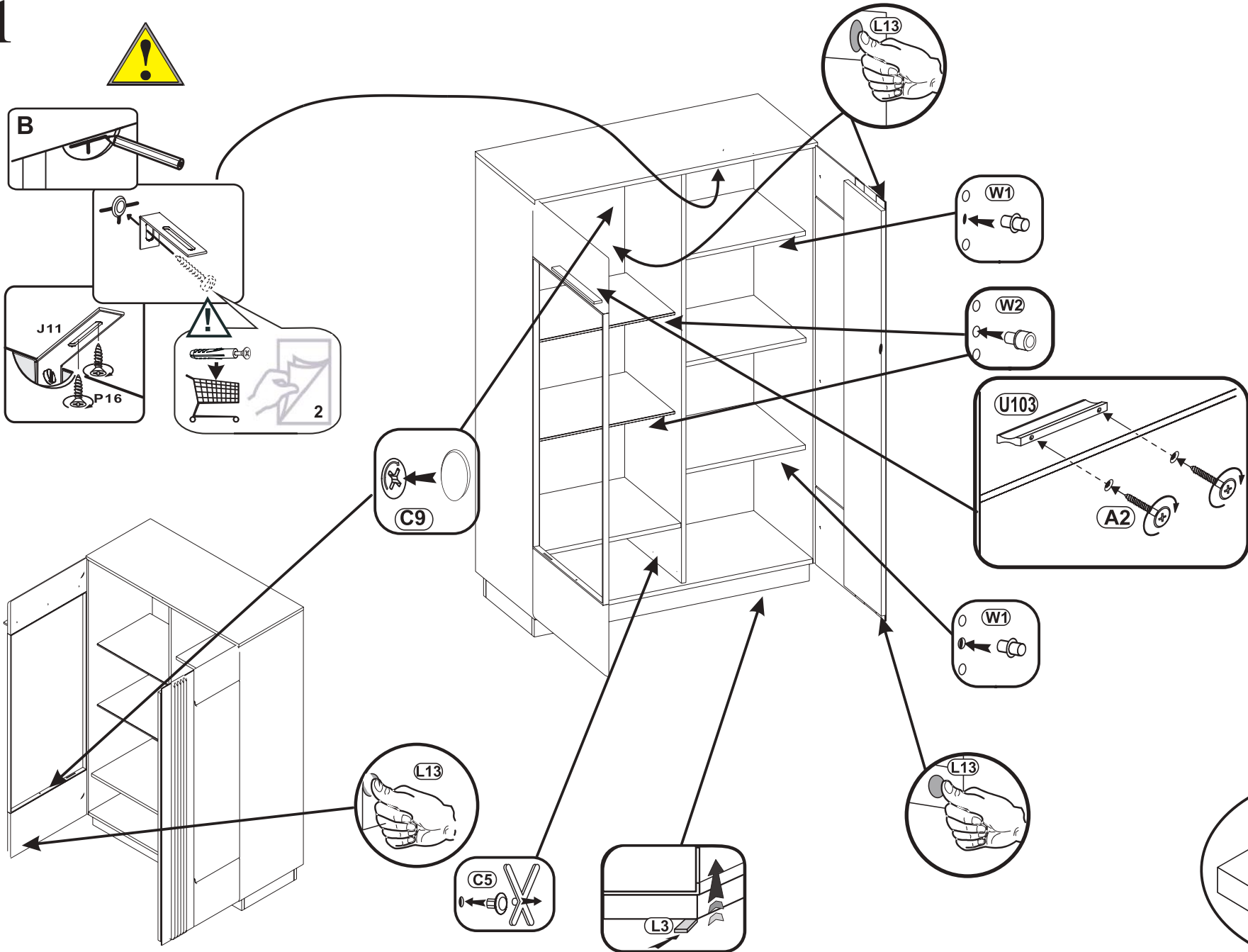
Z2 fi 35 KR0 X...	T1 X...	J11 X...
Z2s fi 35 KR0 X...	M1 X...	S3 3,5x13 X...
D13 H2 X...	B1 fi 8x28 X...	P6 4x35 X...
E1 6,3x14 X...	W2 X...	S13 4x35 X...
S9 4x16 X...	W1 X...	S22 3,5x35 X...
U103 C2020 140 mm X...	C9 fi 20 X...	S11 4x25 X...
A2 M4x25 X...	C10 fi 14 X...	L13 SJ X...



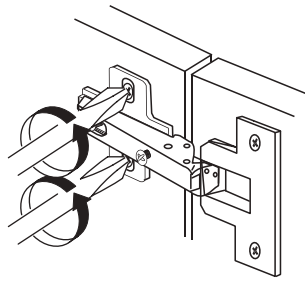
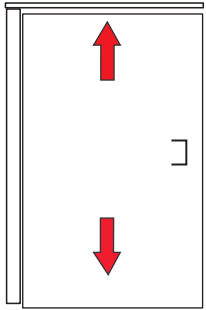
0 10 20 30 40 50 60 70 80 90 100 110 120 130 140 150 160 170 180 190 200



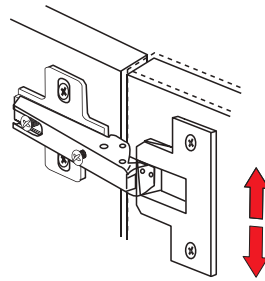
1



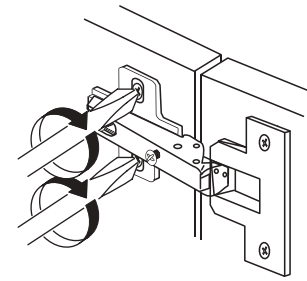
1



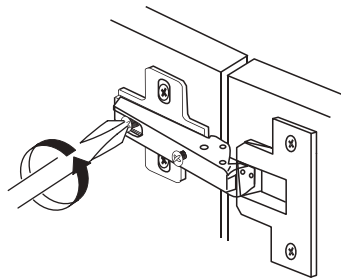
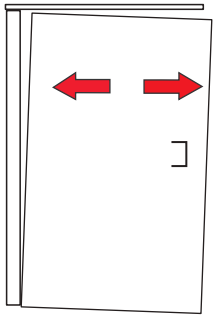
2



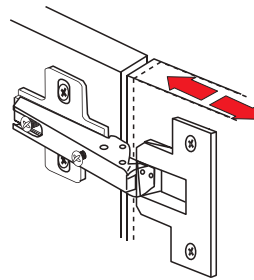
3



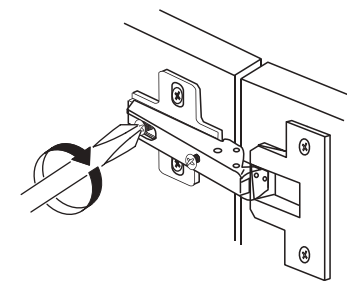
1



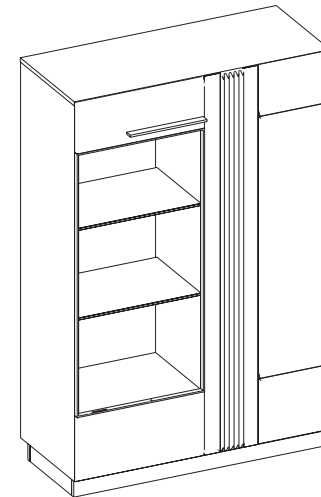
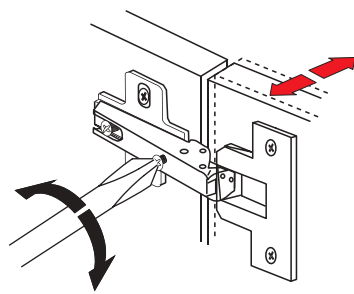
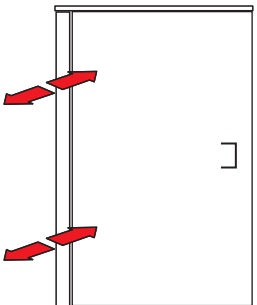
2



3



1



GB

Instructions for furniture maintenance

- The maintenance consists in regular cleaning the external and internal surfaces of the furniture.
 - Remove any?stains or dirt regularly. The fresh stains are usually to be removed easier and completely
 - Materials and agents for maintenance:
RECOMMENDED : soft fabric cloths while using proper cleaning and maintenance agents (it is recommended to apply commonly used foams and emulsions) however, before using them it is advisable to do the test on the invisible surface with the agents designed for using for this type of material
UNACCEPTABLE : rough sponges, scratchers, detergents, chemical solvents, polishes powders containing abrasive materials and it is also inadvisable to soak with a great amount of water.

PL

Wskazówki na temat Konserwacji mebli

- Konserwacja polega na regularnym czyszczeniu zewn trznyc i wewn trznyc powierzchni mebla.
 - Na biejcyo usuwa  plamy i zabrudzenia. Uwiecy plamy daj  sie zazwyczaj lje y i najczuyciej w caouci usun 
 - Materiały i  rodki do konserwacji:
ZALECANE:  ciereczki z mi kiej tkaniny z uyciem odpowiednich  rodk w czyszczco -konserwujcyc (zaleca sie stosowanie og lnie dostcpcnych pianek i emulsji) jednak przed uyciem  rodk w czyszczco - konserwujcyc zaleca sie przeprowadzenie testu na powierzchni niewidocznej  rodkami przeznaczonymi dla tego typu naturalnego drewna
NIEDOPUSZCZALNE: twarde grbki, drapak, detergenty, rozpuszczalniki chemiczne, pasty proszki zawierajce  rodki  cierne oraz niewskazane jest moczenie duyc iloucir wody.

DE

Anweisung zur M belpflege

- Pflege bedeutet regelm ssige Reinigung der  u eren und inneren M beloberfl che
 - Flecken und Verschmutzungen laufend entfernen. Neue Flecken lassen sich gew hnlich leicht und h ufig v llig entfernen
 - Pflegestoffe und -mittel:
EMPFEHLENSWERT: Lappen aus weichem Stoff und entsprechendes Reinigungspflegemittel (empfehlenswert sind handelsbliche Sch umen und Emulsionen) allerdings wird vor der Anwendung der Reinigungspflegemittel ein Test auf der unsichtbare Oberfl che empfohlen
UNZUL SSIG: harte Schw mme, Schrubber, Sp lmittel, chemische L sungsmittel, Pasten Pulver mit Schleifmittel sowie Nassmachen mit viel Wasser.

CZ

Pokyny pro  drzbu n bytku

-  drzba spo iv  v pravideln m  ist ni vn j  ch a vnitrn ch povrch  n bytku.
 - Skvrny a ne istoty okam t  odstr nujete.  erstv  skvrny je mo ne snadn ji a nej ast ji zcela odstranit
 - Materi ly a prostredky k  drzbe:
DOPORU EN : hadriky z m kk  l tky s pou it m vhodn ch  istiac ch a konzerva n ch prostredk  (doporu uje se pou iv n  v seobecn  pristupn ch p nek a emulzi) av ak pred pou it m  istiac ch a konzerva n ch prostredk  se doporu uje provest test na neviditeln ch  ast , a to prostredky  r en mi pro tento typ l tky.
NEDOVOLEN : tvrd  hubky,  krabaky, detergenty, chemick  rozpou tadla, pasty pr šky obsahujici brusn  prostredky a nedoporu uje se mo it prill  velk m mnozstv m vody.

FR

Indications concernant la conservation des meubles

- La conservation consiste   un nettoyage r gulier des surfaces externes et internes du meuble.
 - Effacer les taches et les salures imm diatement. D'habitude, les taches fraiches sont plus faciles   effacer.
 - Les mat riaux et les substances destin s pour la conservation:
RECOMMAND S : les chiffons mous, en utilisant les moyens convenables destin s pour nettoyer et conserver les meubles (il est recommand  d'utiliser les cr mes et  mulsions accessibles au march ) pourtant, avant d'utiliser un liquide, il est recommand  de faire un test sur une surface invisible avec des liquides destin s pour ce type de mat riaux
INADMISSIBLES :  ponges dures, radoires, d tergents, dissolvants chimiques, p tes-poudres contenant les substances abrasives, il n'est recommand  non plus de mouiller les meubles avec de l'eau.

SK

Pokyny pre  drzbu n bytku

-  drzba spo iv  v pravidelnom  isteniu vonkaj  ch a vn torn ch povrchov n bytku.
 - Skvrny a zne istenia okam t  odstr nujte.  erstv  skvrny mo e sa ľahko a naj ast ji celkom odstr niť.
 - Materi ly a prostriedky na  drzbu:
ODPORU EN : handričky z m kk j l tky s pou it m vhodn ch  istiac ch konzerva n ch prostriedkov (odporu uje sa pou iv nie v seobecne pristupn ch pen a emulzi) av ak pred pou it m  istiac ch a konzerva n ch prostriedkov sa doporu uje provest test na neviditelnej  asti, a to prostriedkami  r en mi pre tento typ l tky
NEDOVOLEN : tvrd  hubky,  krab ky, detergenty, chemick  rozp  tadla, pasty pr šky obsahujuce brusn  prostriedky a neodporu uje sa mo it prill  velk m mnozstvom vody.

NL

Aanwijzingen voor het onderhoud van meubels

- Het onderhoud houdt het regelmatig reinigen van de meubels in.
 - Verwijder steeds vlekken en vuil. Verse vlekken zijn gewoonlijk gemakkelijker en vaak in hun geheel te verwijderen.
 - Onderhoudsmaterialen en -middelen:
AANBEVOLEN: doeken van zachte stof met reinigingsmiddelen (het gebruik van algemeen verkrijgbare schuim en emulsies wordt aanbevolen). Voer voor het gebruik van de reinigings- en onderhoudsmiddelen een test uit op een onzichtbare plaats met middelen die bestemd zijn voor dat soort materiaal.
AFGERADEN: harde sponzen, krabbers, detergents, chemische oplosmiddelen, pasta's en poeders die schuurmiddelen bevatten. Het wordt ook afgeraden om grote hoeveelheden water te gebruiken.

HR

Savjeti za Odrzavanje namještaja

- Odrzavanje se sastoji od redovitih  išaenja vanjskih i unutarnjih povr ina namještaja.
 - Redovito uklanjati mrľje i prljav tine. Svje e mrľje mogu biti lak e i naj e e u potpunosti uklonjene.
 - Materijali i sredstva za odrzavanje:
PREPORU AMO: kori tanje krpica od mekih tkanina i odgovaraju a sredstva za  i aenje i odrzavanje (preporu a se koristiti pjene i emulzije dostupne u prodaji) - ali prije nego po nete koristiti sredstva za  i aenje i odrzavanje, preporu ljivo je provesti test tog sredstva na nevidljivoj povr ini materijala.
NEDOVOLJENA SREDSTVA: tvrda spu va, grebalice, deterd enti, hemijska otapala, sredstva u obliku pasti ili pra ka, koja sadr e abrazivna sredstva, ne preporu a se namakanje velikim koli inama vode.

IT

Indicazioni relative alla conservazione dei mobili

- La conservazione consiste in una pulizia sistematica delle superfici interne ed esterne del mobile.
 ?- Togliere le macchie e sporcizie immediatamente poiche lo sporco fresco solitamente ed interamente e piu facile da eliminare.
 ?- Materiali e mezzi per la conservazione:
SI RACCOMANDANO: stracci di tessuto morbido con aggiunta di adeguati prodotti per la pulizia e conservazione (si raccomanda l'utilizzo di schiume ed emulsioni generalmente accessibili nel commercio). Tuttavia, prima di applicare tali prodotti, scelti in base alla superficie da trattare, occorre eseguire il test su una zona meno visibile.
SONO VIETATI: spugne dure, raschiatori, detergenti, paste e polveri contenenti sostanze abrasive. Inoltre, e da evitare di bagnare i mobili con l'acqua.

TR

Mobilya bakym talimaty

- Mobilya bakymy, mobilyany n i  ve d y  y zeylerin in muntazam bir bi imde temizlenmesinden olu ur.
 - Olu an leke ve kirlenmeler derhal giderin. Taze lekeler genellikle kolay ve t m yle  ykar.
 - Mobilya bakym malzeme ve ara lar 
TAVS YELER: yumu ak bez ve uygun temizleme-bakym ara lar  (piyasadaki k p k ve emulsiyonlar) tavsiye edilir. Asyl temizlemeye ge meden  nce kullanaca nyz ilacy mobilyany n g r nmeyen y zeyinde test etmeyi ihmal etmeyiniz.
UYARI: sert s nger, tel s nger, tiner,  izici  zellid  olan deterjan, toz deterjan asla kullanmayn . Mobilya y zeylerini fazla yslatmayn 

HU

B tor  pol s ra vonatkoz   tmutat k

-  z  pol shoz a b tor k ls r  s bel s fel let nek rendszeres tiszt t sa tartozik.
 - Folyamatosan kell a foltokat  s a szennyzed seket elt vol tani. A friss foltok  ltal ban k nyebben  s gyakran teljesen elt vol that k.
 -  pol si anyagok  s szerek:
JAVASOLT: a tiszt t shoz puha rongyot (ruh t)  s megfelel   pol si szeket haszn lnk (javasolt a kereskedelemben el rhet  habok  s emulzi k haszn lata) a tiszt t - pol si szerek haszn lata el tt a nem l that  (nem szembe t n ) fel leten adott szerrel egy pr batetszet kell elvegezni .
TILOS: a kem ny szivacs, kapar , mos szerek, vegyi old szerek, s r l szereket tartalmaz  porok  s paszt k haszn lata, a tiszt t shoz nem szabad nagy mennyis g  vizet haszn lni  s abban zdatni.

RO

Sfaturi pentru  ntreţinerea mobilei

-  ntreţinerea const   n cur ţarea regulat  a suprafe elor exterioare  i interioare ale mobilierului.
 - Petele  i murd ria trebuie  sc imediat. De obicei, petele proaspete pot s  fie mai u or  i complet eliminate.
 - Materiale  i detergenţi de  ntreţinere:
RECOMANDATE:  tergere cu o c rp  moale,  i utilizarea unor detergenţi pentru cur ţare  i  ntreţinere (este recomand  s  utilizaţi spume disponibile  n comerţ  i emulsii), cu toate acestea,  nainte de aplicarea detergenţilor pentru cur ţare- ntreţinere, se recomand  s  se efectueze testul pe o suprafa   disponibil  invizibil  din acest tip de material
NI CIDATĂ: bureţi  ri, lavete abrazive, detergenţi, solvenţi, substanţe chimice, pulberi, paste care conţin substanţe abrazive; nu este recomandat  nici umezirea cu o cantitate mare de ap 

ES

Indicaciones para conservaci n de los muebles

- La conservaci n consiste en la limpieza corriente de las superficies externas e internas del mueble.
 - Quiteuse las manchas y suciedades seg n vayan apareciendo. Las manchas recientes suelen quitarse ligera y completamente.
 - Materiales y productos para conservaci n:
SE RECOMIENDAN: trapo de tela suave con la utilizaci n de los productos correspondientes de limpieza y conservadores (se recomiendan las espumas y emulsiones disponibles en el mercado). No obstante, antes de usar el producto de limpieza y conservador se recomienda hacer una prueba en la superficie invisible con los productos apropiados para este tipo de materia.
NO SE ADMITE EL USO DE: esponjas duras, met licas, detergentes, disolventes, cremas, polvos que contienen agentes abrasivos. Tampoco se puede mojar el mueble con demasiada cantidad de agua.

RU

 leĵeli r c  d  o i o  f  l le t

- O i   f  l le t d l o n r d r n d o e d t  d m c o  l r l    a on d r l  d l d o n n   l le c.
 - D  n r    r d   l l  n c r n n r o  l. N l c l d  n r  ar e  n n'  l +l    f+rn t d e r n t.
 -  r nd r u   n l n n r d  o i o:
 LEĴELI AOLE L: n  d t +e   o  e  eĵe n r c n  d c l r l  n n l n n l r o  +n n'ul- r n d c d t o c o n l n n  (d ĵeli o l n' d c l r l  t ul n n od t o d l e   y e  n c ). l r r , d l d  d c l r l c   +n n' ul- r n d c d t o l l  n l n n r n l o n d l l n c n n n  f  r d n t e d l d o n n c  l le c.
 L  LEĴELI AOLE L: c n e l  o e ,  r c r e,  l n d l n ,  c c +l e l d r n d c n c , d r n c   d r r e n  l d c r l e r d r c i o  l l n n .  l  d o n m  n ĵd l c'  i  u  f d l d o n n c  l le c.

